


measuringmadeeasy

....for verticals, rollers, venetians, woodens...

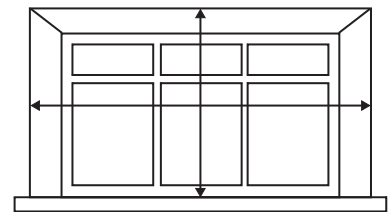
What you will need...

- a pen or pencil
- a piece of paper
- a metal tape measure
- a calculator only if you need to convert inches or centimetres into millimetres (see bottom of page)



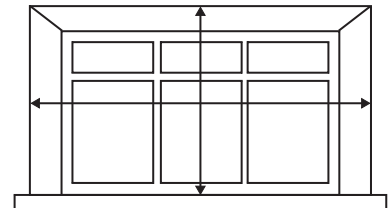
Measuring a Recess Size (the blind will fit inside the window recess)

1. For quality reasons, we only take measurements in millimetres. To convert, see the bottom of this page.
2. Measure the width of the recess at three different points (top, middle and bottom). Make a note of the smallest.
3. Measure the drop of the recess at three different points (Left, middle and right). Make a note of the smallest.
4. No need to make any adjustment to your sizes, we will do that for you so your blinds fit snug inside the recess.



Measuring an Exact Size (the blind will fit outside the window recess)

1. For quality reasons, we only take measurements in millimetres. To convert, see the bottom of this page.
2. Measure the width of the recess at three different points (top, middle and bottom). Make a note of the largest, and add a minimum of 125mm to ensure the blind covers the window at both sides.
3. Measure the drop of the recess at three different points (left, middle and right). Make a note of the largest, and add a minimum of 75mm to ensure the blind covers the window at the top and bottom.



Handy Hints from Handy Harry



- Please take care with your measurements. We will produce your custommade blinds to the sizes you provide. We do not take responsibility for incorrect measurements.
- Watch out for things like handles, catches, tiles, metal window frames, dado rails and skirting boards when deciding how to fit your blinds. You will need at least 10cm of recess from where your handles protrude if fixing to the lintel.
- When ordering from our site, make sure you choose Recess or Exact accordingly, depending on the type of measure you have made.

Converting Sizes

1. To convert centimetres into millimetres, multiply by 10. eg 127.3cm = 127.3 x 10 = 1273mm
2. To convert inches into millimetres, multiply by 25.4. eg 53 1/4" inches = 53.25 x 25.4 = 1352mm

Need Help? Phone our helpline:
01204 854 112



blinds made easy
quality made to measure blinds for the home